

For many reasons, i can't capture a work video.

But with this tutorial, hope you guys can start *improving* your level :D

- Remember the difference between 6 and G



- Some "host" always contains a-real-english-word (no need "uppercase" for this)



Enter the following:



gravy train|

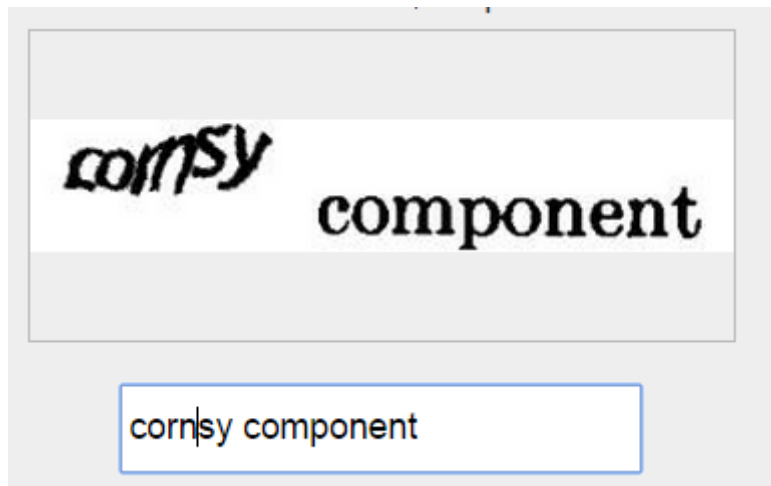
ENTER



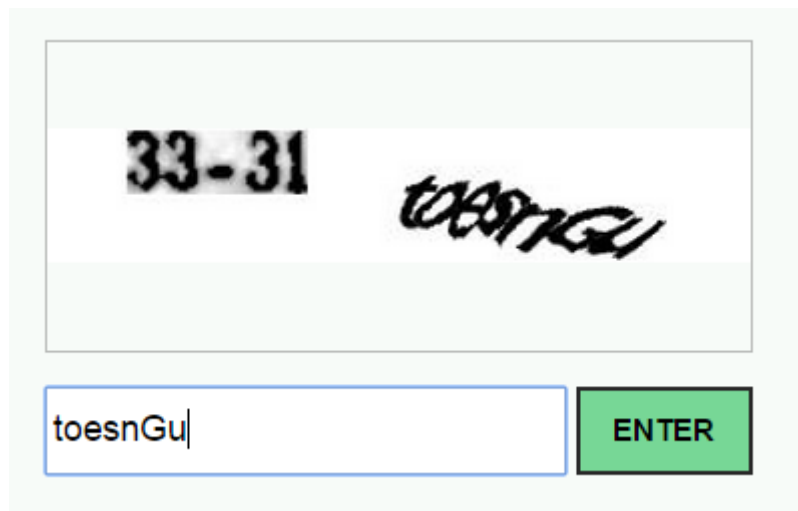
rough peace|

ENTER

- With the “reCaptcha host”, we could type only one word which were bold and uncertain



(“cornsy” is good enough)



(Specifically, Don't type “33-31” or “3331” like that)

- Be careful with this captcha



A captcha interface is shown. At the top, a pink rectangular box contains the number "91763" in a light, blurry font. Below this box is a white input field with a blue border, containing the text "91763" and a cursor at the end. To the right of the input field is a green button with a black border and the text "ENTER" in black capital letters.

(or with type of captcha which have a white background and a white forecolor. Sorry, I don't have any examples for that :D)

- Always 4 characters and UPPERCASE



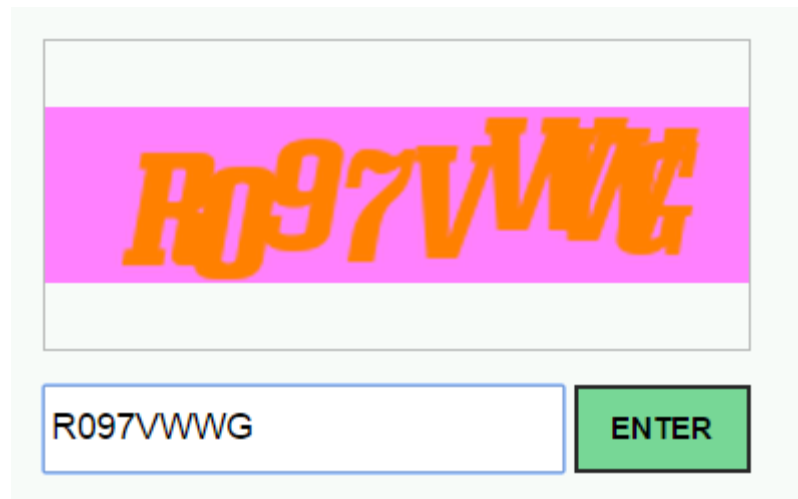
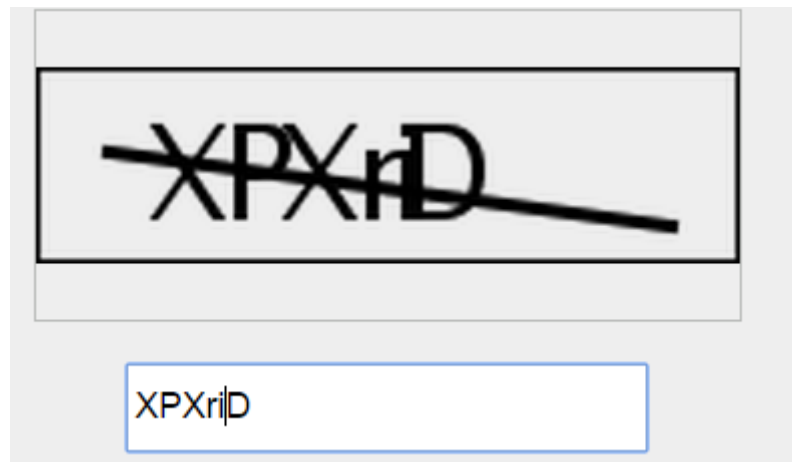
- UPPERCASE and WITHOUT number



- Always have 1 (and ONLY 1) number in this



- A short distance between two characters...



- And finally! This type of captcha is very important to improve your level!  
That's Exactly the most common mistakes people made :))

(I don't want to explain this. Try yourself :D)



92adve xseyxx|

ENTER



vnaa4n 2zsy89|

ENTER



zgpcz4 64e9p|

ENTER





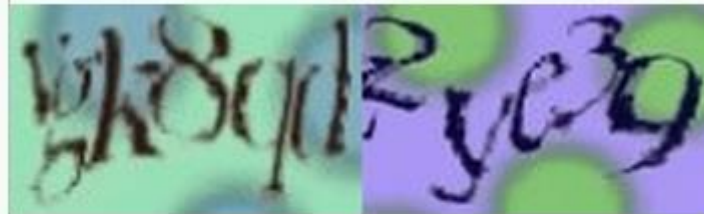
c3zy94 5gdny6

ENTER



2pp474 gpcvnd

ENTER




|

ENTER




ENTER



vs37uq

ENTER



~~ukaub~~

ENTER